



# VikingCloud Asgard Platform™

Providing continuous cybersecurity and compliance.

Alexander Norell, Global Security Architect

October 2022



# | Agenda

Data Security

**Here's  
what we'll  
be covering.**

---

The Challenge

---

VikingCloud Asgard Platform

---

Compliance Validation

---

Managed Security Services

---

Questions

PCI Security Standards Council Europe Meeting

---

# The Challenge.

# Merchant Complexity

VIKINGCLOUD™

EXAMPLE SCENARIO

## BURGERS

REMOTE SITE



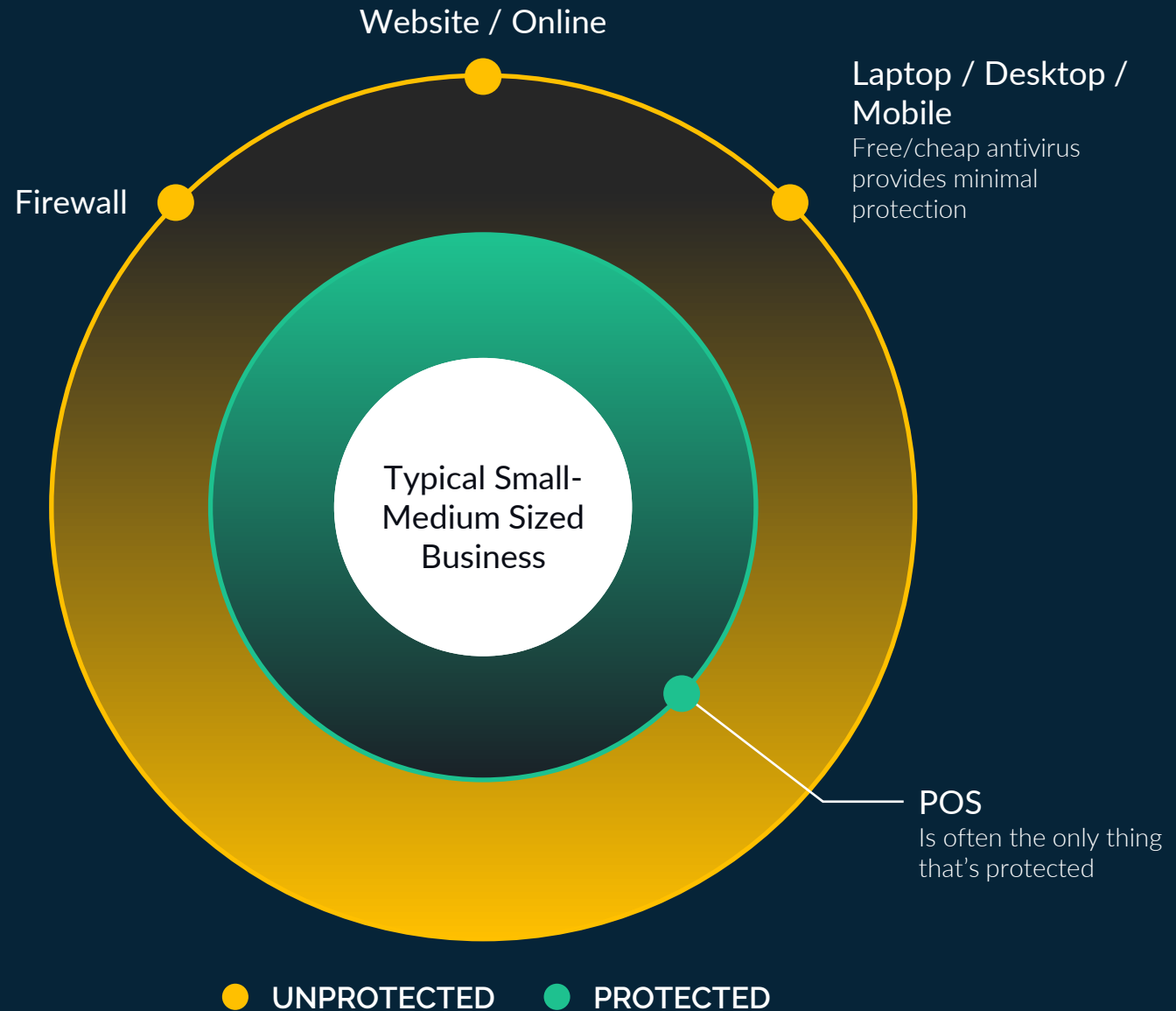
## THE PROBLEM

# The Security Problem For a Typical Small Business

- No updates or patching
- No employee training or education
- Network unprotected
- Online presence unprotected

**51%** Of small businesses have customer card data on their devices

**60%** Of small businesses that are hacked suffer bankruptcy



# Problems Businesses face when Managing Security and Compliance




## Technology Sprawl

Too much unmanaged technology




## Alert Fatigue

Overwhelming alert volume



## Workforce Shortage

Insufficient quantity, and quality, workforce



## Multiple Compliance Mandates

Duplicating effort across compliance mandates



## Breach Risk

High risk of breach

# | Cloud-Native, Security + Compliance in One Platform

## Asgard Platform™

Integrated Platform

Elite Threat Hunting  
and Response Team

THOR



Data Rich System

AI / ML  
Enabled



Scalable  
Model

4M  
businesses

# Easy Navigation and Accessibility

The screenshot displays the AsgardPlatform MDR dashboard. On the left, a navigation sidebar includes: Dashboard, Risk Program, Vulnerability Scanning, MDR, Compliance, Assessment, MSS, Files, Findings, Assets, Events, and Reports. The main content area is titled 'MDR ESSENTIALS' and features several key components:

- Endpoints:** A line chart showing Incidents (red) and Compliance (blue) from Jan to Dec. The Y-axis ranges from 0 to 1000.
- Attacks:** A bar chart showing Prevented (blue) and Mitigated (green) attacks from Jan to Dec. The Y-axis ranges from 0 to 250.
- Summary Cards:**
  - 234 Prevented Attacks
  - 7493 Protected Endpoints
  - 6 Endpoints w/ Incidents
  - 213 Mitigated Attacks
  - 7500 Licensed Endpoints
  - 1023 Endpoints out of compliance
  - 23 Action Required Attacks
  - 512 Unprotected Endpoints
  - 186 Minutes Downtime in last week
- Security Status:** A gauge showing a 6.54 Rating.
- Actions Required:**
  - Remediate Incident on CORP0003
  - Upgrade 1023 computers to EDR version 1.2
  - Upgrade 645 computers to AV version 2.0
- Recent News:**
  - New Trojan Malware DuckGeese targets
  - New Vulnerability In Exchange version 2012
  - Ransomware affects City of New Orleans
  - EDR agent version 1.2 released
  - License renewal due in 59 days
- Reports:** Weekly Scan Report, Incident Report, Compliance Report (with XLS/PDF download options).
- EDR Version & AV version:** Two pie charts showing version distribution.

Easily transfer between Assessments and security-focused functionality

# Dashboard Customization

**Sponsor dashboard**  
Viking Cloud

DASHBOARD | MERCHANTS | SITES

**1765**  
MID's enrolled

**43%**  
Registered  
[VIEW](#)

**59%**  
Logged in  
[VIEW](#)

**62%**  
Compliant  
[VIEW](#)

**57%**  
Scan compliant  
[VIEW](#)

**68%**  
SAQ completed  
[VIEW](#)

**Overall compliance**

Pass  
Fail  
Expired  
Incomplete

**25%**  
Fail

**Assessment status**

A  
B  
B-IP  
C

0 100 200 300

Pass Fail Expired Incomplete Not Started

**Compliance trend**

400  
300  
200  
100  
0

January February March

Total count Compliant

**Merchant activity trend**

400  
300  
200  
100  
0

January February March

Added Registered Logged In Closed

**Scan status**

Pass  
Fail  
Expired  
Incomplete

**25%**  
Pass

**Merchant by level**

Level 1  
Level 2  
Level 3  
Level 4

**Includes light-on-dark color scheme option**

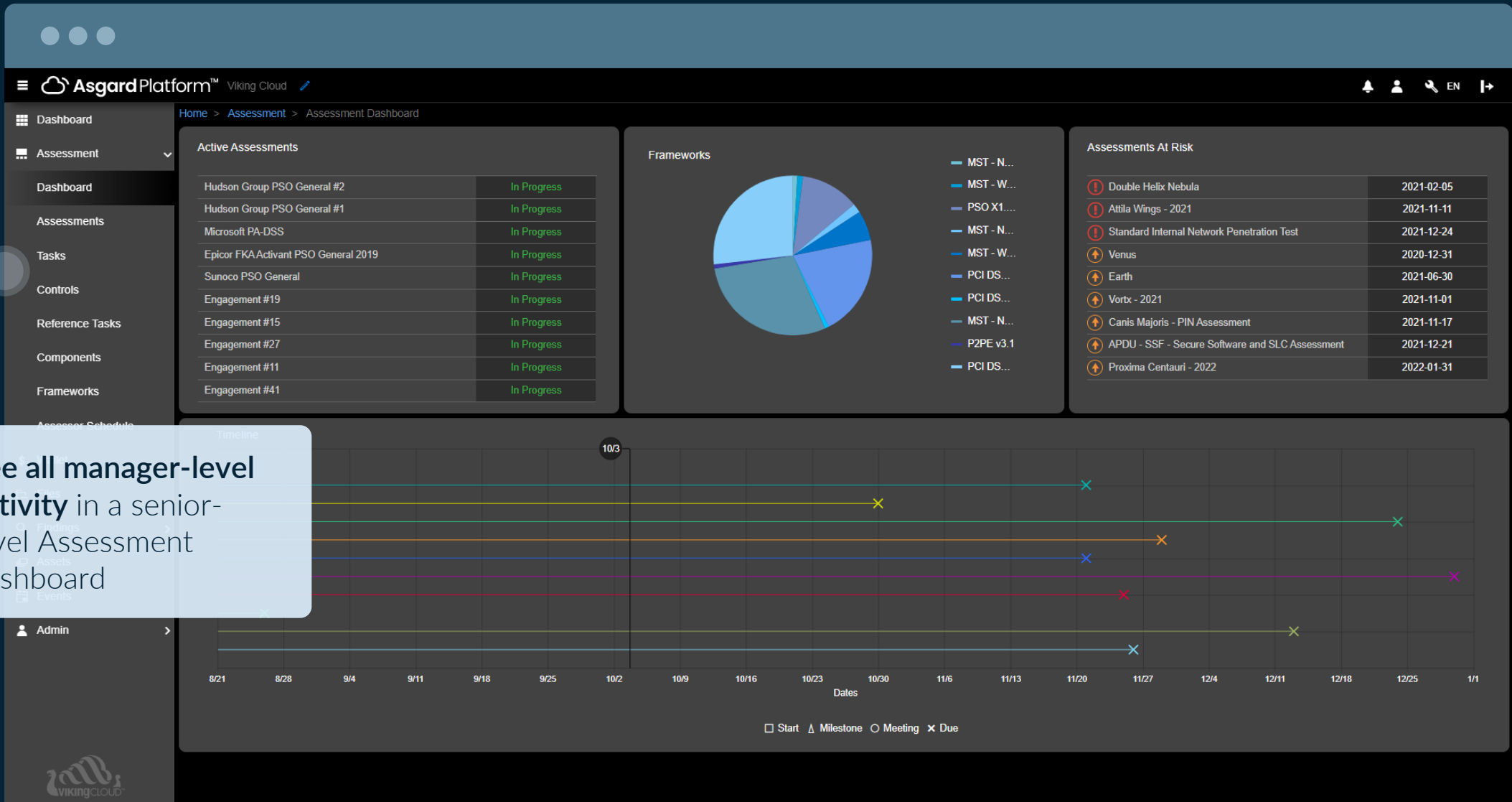
DARK MODE

PCI Security Standards Council Europe Meeting

---

# Compliance Validation.

# Assessment Dashboard – Senior-Level



# Assessment Dashboard – Track Status

The screenshot displays the Asgard Platform Assessment Dashboard. The interface includes a sidebar with navigation options: Dashboard, Assessment, Dashboard, Assessments, Tasks, My Schedule, Wallet, Files, Findings, Assets, and Events. The main content area shows an 'ASSESSMENTS SEARCH' table with the following data:

Name	Description	Start	End	Status	Assigned Risk	Framework	Tags	Tasks	Task Progress	Project ID
Brian Demo Account		2022-07-21	2022-12-31	▶		PCI DSS 3.2.1			0% (0/227)	
2022 Pluto Assessment		2022-04-14	2022-12-31	▶▶		MST - Network Penetr			0% (0/4)	
2022 Milky Way Assessment		2022-04-14	2022-12-31	▶▶		MST - Network Penetr...			0% (0/4)	
Standard External Web Ap...		2022-01-03	2022-01-08		MEDIUM	MST - Web Applicato...			0% (0/8)	
Standard Internal Network ...		2021-12-20	2021-12-24	○	CRITICAL	MST - Network Penetr...			75% (3/4)	
Standard External Network		2021-12-15	2021-12-26	●	HIGH	MST - Network Penetr...			100% (4/4)	
Deloitte - 2021	Report On Compliance - L...	2021-11-30	2021-12-18	○	MEDIUM	PCI DSS 3.2.1			15% (28/190)	
T Tauri - 2022	Data Privacy - Privacy Im...	2021-11-30	2022-03-25	○	LOW	Data Privacy - Privacy ...			0% (0/13)	
Proxima Centauri - 2022	HIPAA Assessment	2021-11-30	2022-01-31	○	HIGH	Risk Assessment - HIP			4% (5/131)	
Vega - 2022	SSF - Secure SI.C Assess...	2021-11-30	2022-01-29	○	LOW	PCI - SSF - Secure SI...			5% (2/37)	
Vega Supercluster - 2021	Report on Compliance	2021-11-01	2021-12-31	○	HIGH	PCI DSS 3.2.1			8% (14/173)	

The table includes a 'Status' column with various icons (▶, ▶▶, ||, ○, ●) and a 'Task Progress' column with percentage and count indicators. A callout box points to the 'Status' column header.

Overview of all active and past Assessments – drill down to task progress

# Assessment Dashboard – Assessment Tasks

The screenshot displays the 'Assessment Dashboard' for 'Viking Cloud'. The main content area is titled 'Individual Assessment Dashboard' and features a 'Tasks By Status' pie chart. The chart shows the following distribution: Pending (26), In Review (1), Completed (4), and Rejected (3). A progress bar indicates that 12% of tasks are complete. The dashboard also includes a 'Basic Details' section for a 'HIPAA Risk Assessment - 2020' and a 'Timeline' view showing milestones from January to June 2020. A callout box points to the 'Tasks By Status' chart with the text: 'Monitor Task management status per Assessment framework'.

**Tasks By Status**

Status	Count
Pending	26
In Review	1
Completed	4
Rejected	3

**Due:** 2020-07-31

**Rejected Tasks:** 3

**Complete:** 12%

**Monitor Task management status per Assessment framework**

# Assessment Dashboard – Findings & Reports

Export Assessment Findings – Export findings in CSV format for aggregation

Download Assessment Reports

The screenshot displays the Asgard Platform Assessment Dashboard. The interface includes a sidebar with navigation options like Dashboard, Assessment, Tasks, and My Schedule. The main content area features several widgets: 'Basic Details' for the current assessment, 'Assets by Type' bar chart, 'Findings by Severity' pie chart, 'Findings by Asset' bar chart, 'Findings by Category' bar chart, and 'Findings by Type' bar chart. A table at the bottom lists findings with columns for Title, Category, Type, Priority, Custom Priority, Severity, Created, and CSV. A 'Download Assessment Reports' callout points to a download icon in the top right corner of the dashboard.

Title	Category	Type	Priority	Custom Priority	Severity	Created	CSV
Apache Web Server Detection	Information Disclosure	Default	INFO		INFO	2024-12-25 05:44:45	N/A
VNC Server Using Default Credentials	Default	Default	MEDIUM		MEDIUM	2024-12-25 05:46:41	N/A
Distributed Ruby (dRuby/DRb)	Default	Default	CRITICAL		CRITICAL	2024-12-25 06:06:25	CVE-2021-1839
Default Shell (bash) is available	Default	Default	CRITICAL		CRITICAL	2024-12-25 06:08:25	CVE-2024-42887
SQLi (Time Based) Engine with Default Credentials	Default	Default	INFO		INFO	2024-12-25 06:08:10	N/A
SQLi (Weak MAC Algorithm) Supported	Traversal	Default	LOW		LOW	2024-12-25 06:06:07	N/A

This close-up shows the 'FINDINGS' table header and the first few rows. A circular icon with a document symbol is highlighted, indicating the export functionality.

Title
Apache Web Server Detection
VNC Server Using Default Credentials
Distributed Ruby (dRuby/DRb)

This close-up focuses on the top right corner of the dashboard, showing a download icon (a downward arrow) and other utility icons like a bell, user profile, and settings.

# Assessment Dashboard – All Tasks

**Tasks**

#	Task	Description	Organization	Assessment	Type	Response	Status	Customers	Assessors	Due Date	Priority
118	Executive Summary ...		CM_DemoCustomer	PCI Assessment - 2020	DOCUMENT		Pending	CM_Demo...	CM_DemoAssessor		HIGH
100	Executive Summary ...		CM_DemoCustomer	PCI Assessment - 2020	DOCUMENT		Pending	CM_Demo...	CM_DemoAssessor		HIGH
227	Executive Summary ...		CM_DemoCustomer	PCI Assessment - 2020	DOCUMENT		Pending	CM_Demo...	CM_DemoAssessor		HIGH
101	Executive Summary ...		CM_DemoCustomer	PCI Assessment - 2020	DOCUMENT		Pending	CM_Demo...	CM_DemoAssessor		HIGH
234	Executive Summary ...		CM_DemoCustomer	PCI Assessment - 2020	DOCUMENT		Pending	CM_Demo...	CM_DemoAssessor		HIGH
228	Executive Summary ...		CM_DemoCustomer	PCI Assessment - 2020	DOCUMENT		Pending	CM_Demo...	CM_DemoAssessor		HIGH
162	Access Control Confi...		CM_DemoCustomer	PCI Assessment - 2020	DOCUMENT		Pending	CM_Demo...	CM_DemoAssessor		HIGH
155	End-user Messaging ...		CM_DemoCustomer	PCI Assessment - 2020	DOCUMENT		Pending	CM_Demo...	CM_DemoAssessor		HIGH
171	Shared Accounts,		CM_DemoCustomer	PCI Assessment - 2020	DOCUMENT		Pending	CM_Demo...	CM_DemoAssessor		HIGH
170	Background Check P...		CM_DemoCustomer	PCI Assessment - 2020	DOCUMENT		Pending	CM_Demo...	CM_DemoAssessor		HIGH
154	Key Management Pol...		CM_DemoCustomer	PCI Assessment - 2020	DOCUMENT		Pending	CM_Demo...	CM_DemoAssessor		HIGH
117	Time Server Configur...		CM_DemoCustomer	PCI Assessment - 2020	DOCUMENT		Pending	CM_Demo...	CM_DemoAssessor		HIGH
190	Authorization For Mo...		CM_DemoCustomer	PCI Assessment - 2020	DOCUMENT		Pending	CM_Demo...	CM_DemoAssessor		HIGH
202	System Components ...		CM_DemoCustomer	PCI Assessment - 2020	DOCUMENT		Pending	CM_Demo...	CM_DemoAssessor		HIGH
328	Log File Backup Proc...		CM_DemoCustomer	PCI Assessment - 2020	DOCUMENT		Pending	CM_Demo...	CM_DemoAssessor		HIGH
112	Executive Summary ...		CM_DemoCustomer	PCI Assessment - 2020	DOCUMENT		Pending	CM_Demo...	CM_DemoAssessor		HIGH
172	Data Flow Diagram(s),		CM_DemoCustomer	PCI Assessment - 2020	DOCUMENT		Pending	CM_Demo...	CM_DemoAssessor		HIGH
182	Access Control List,		CM_DemoCustomer	PCI Assessment - 2020	DOCUMENT		Pending	CM_Demo...	CM_DemoAssessor		HIGH
239	Risk Assessment - Pr...		CM_DemoCustomer	PCI Assessment - 2020	DOCUMENT		Pending	CM_Demo...	CM_DemoAssessor		HIGH
250	Evidence of Identifica...		CM_DemoCustomer	PCI Assessment - 2020	DOCUMENT		Pending	CM_Demo...	CM_DemoAssessor		HIGH
251	Executive Summary ...		CM_DemoCustomer	PCI Assessment - 2020	TEXT		Pending	CM_Demo...	CM_DemoAssessor		HIGH
268	Workstations,		CM_DemoCustomer	PCI Assessment - 2020	DOCUMENT		Pending	CM_Demo...	CM_DemoAssessor		HIGH
336	FIM/Change-Detection,		CM_DemoCustomer	PCI Assessment - 2020	DOCUMENT		Pending	CM_Demo...	CM_DemoAssessor		HIGH
337	Back Up and Securel...		CM_DemoCustomer	PCI Assessment - 2020	DOCUMENT		Pending	CM_Demo...	CM_DemoAssessor		HIGH
343	Terminated Employee...		CM_DemoCustomer	PCI Assessment - 2020	DOCUMENT		Pending	CM_Demo...	CM_DemoAssessor		HIGH

1 - 25 of 253 items

Assign new Tasks, collaborate and monitor progress

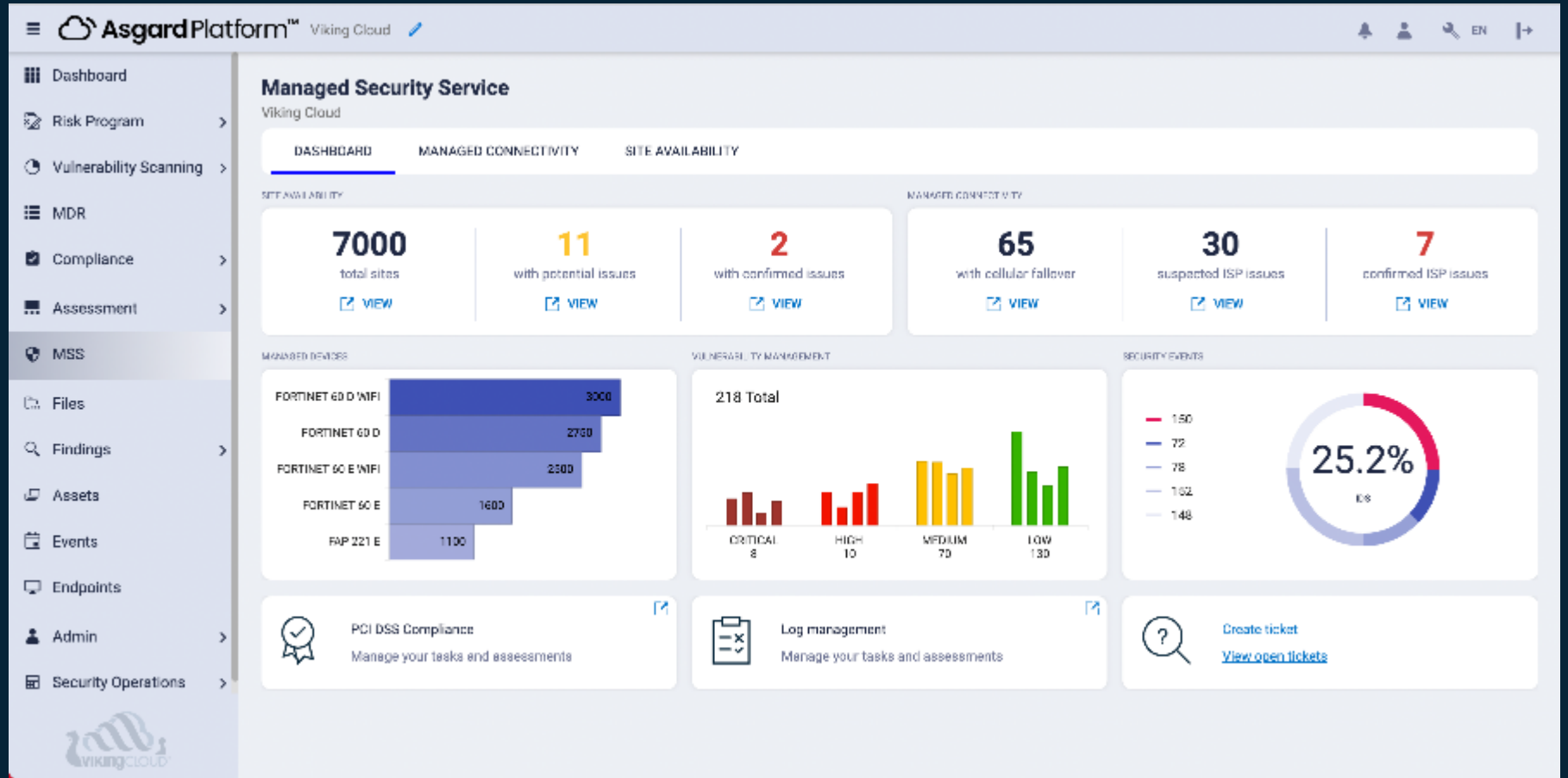
PCI Security Standards Council Europe Meeting

---

# Managed Security Services.

# Managed Security

Integrated security, compliance, managed broadband and cellular failover into a single platform.



# Managed Security

Visually review network topology with quick identification of problem areas



# Vulnerability Management

Scanning and dispute workflow for all major scanning service types

1. PCI (ASV) Scans
2. External Scans
3. Internal Scans

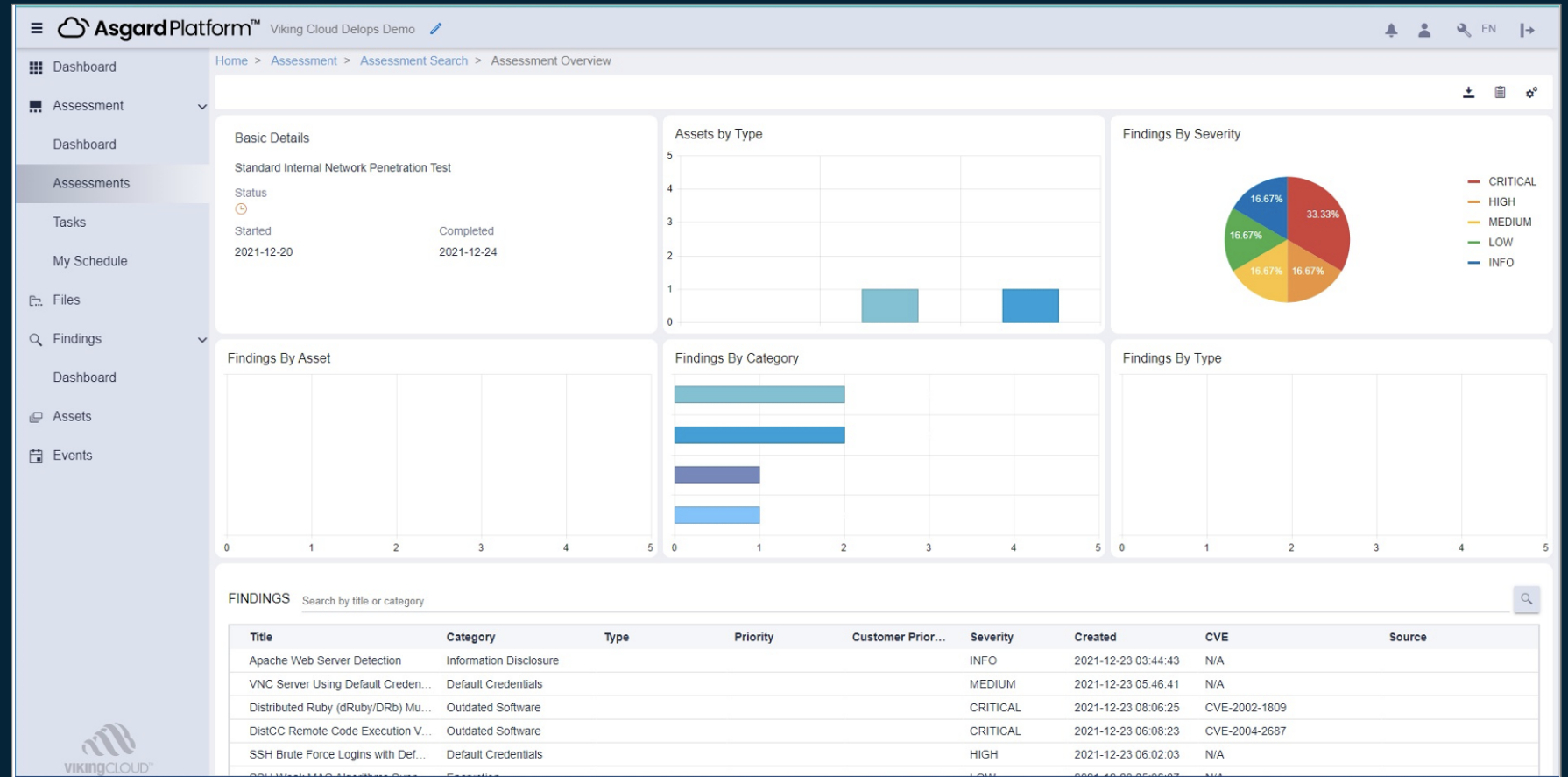
The screenshot displays the Asgard Platform interface for Vulnerability Management. The breadcrumb trail is: Home > Vulnerability Scanning > Scan History > Vulnerability Search. The main content area shows a scan summary for 'SS Failing - High Risk Scan' performed on 2022-06-22. The compliance status is 'Pass'. The target IP is 162.13.49.192. Summary statistics show 0 Critical, 0 High, 0 Medium, 0 Low, 6 Info, and 0 Unknown vulnerabilities. Below the summary, there are sections for 'SPECIAL NOTES' (None) and 'VULNERABILITIES'. A search bar is present above a table of vulnerabilities.

<input type="checkbox"/>	Sever...	Host	Port	Protocol	PCI ↑	Title	Category	Dispute
<input type="checkbox"/>	●	162.13.49.192			✓	Target Network Information	INFORMATION GATHERI...	
<input type="checkbox"/>	●	162.13.49.192			✓	Option to Use Three-Way Handshake TCP ...	TCP/IP	
<input type="checkbox"/>	●	162.13.49.192			✓	Traceroute	INFORMATION GATHERI...	
<input type="checkbox"/>	●	162.13.49.192			✓	Internet Service Provider	INFORMATION GATHERI...	
<input type="checkbox"/>	●	162.13.49.192			✓	Host Name Not Available	TCP/IP	
<input type="checkbox"/>	●	162.13.49.192			✓	Host Scan Time - Scanner	INFORMATION GATHERI...	

At the bottom of the table, there is a pagination control showing '1' selected, '25' items per page, and '1 - 6 of 6 items'.

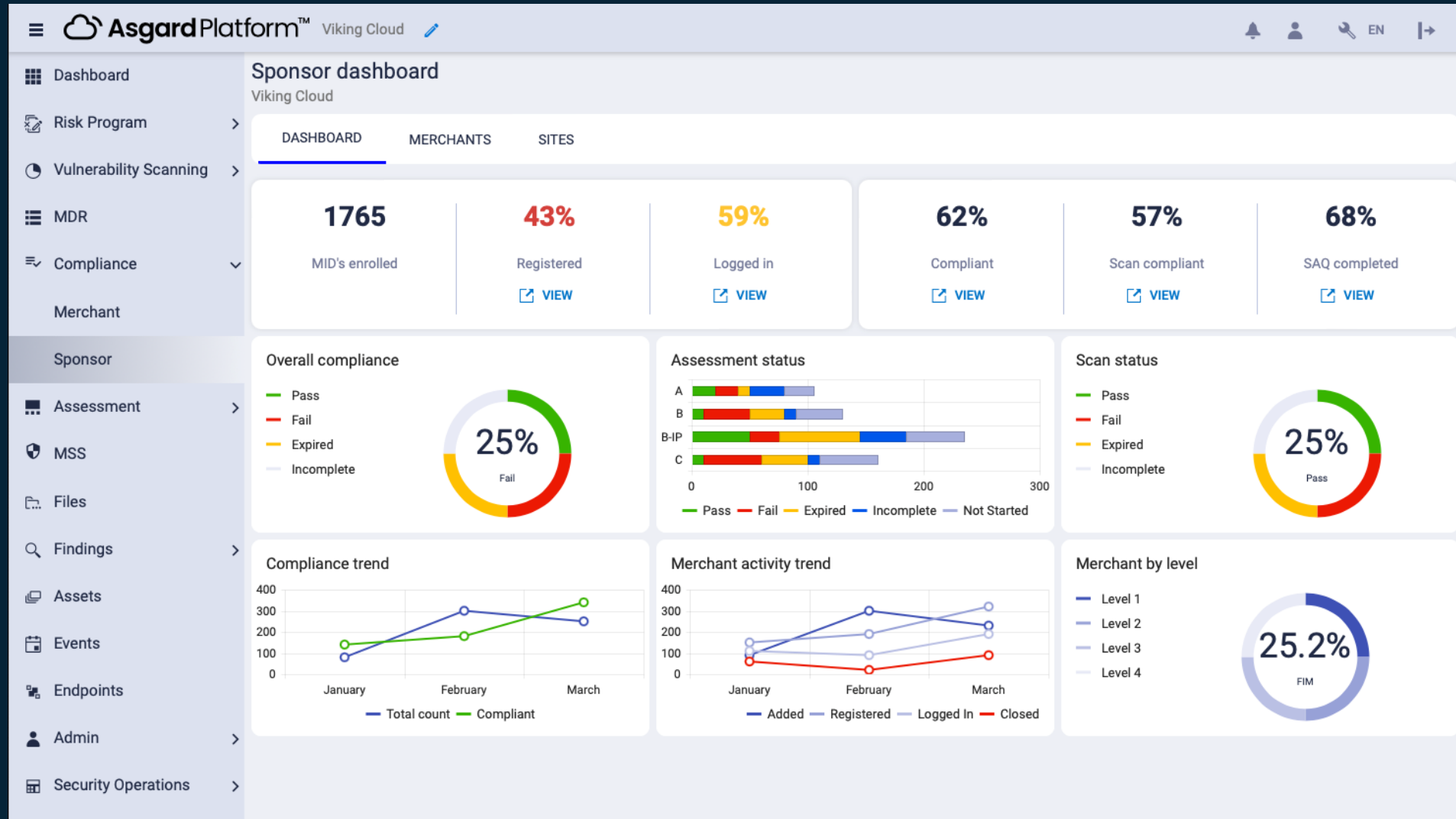
# Penetration Testing

Complete suite of penetration testing and threat hunting services



# Small Merchant

Sponsors and merchants have a modern, succinct dashboard view with powerful analysis functionality built into the interface.



- Dashboard
- Risk Program >
- Vulnerability Scanning >
- MDR
- Compliance >
  - Merchant
  - Sponsor
- Assessment >
- MSS
- Files
- Findings >
- Assets
- Events
- Endpoints
- Admin >
- Security Operations >



**| Thank you**

**Vikingcloud.com**

